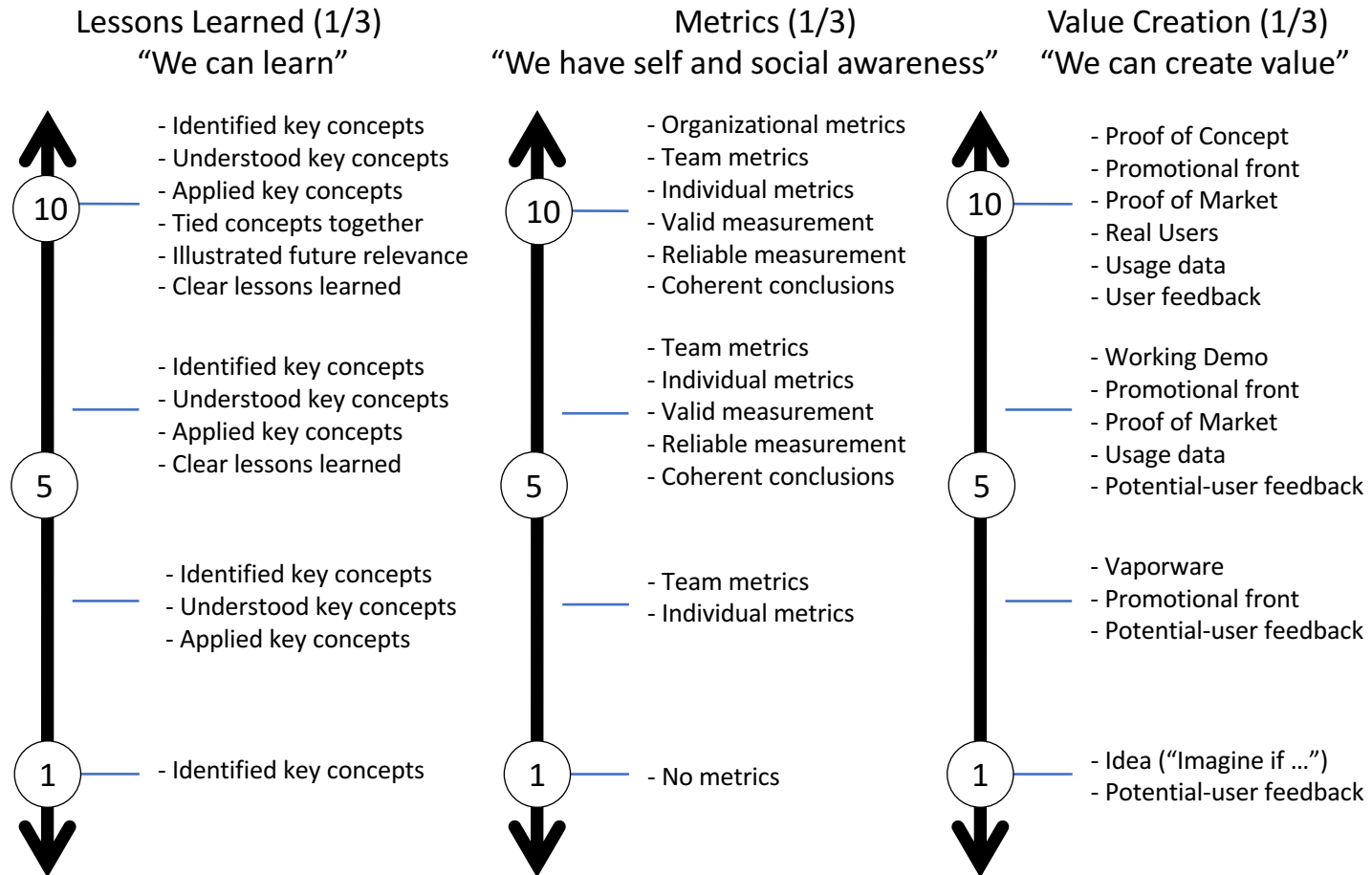


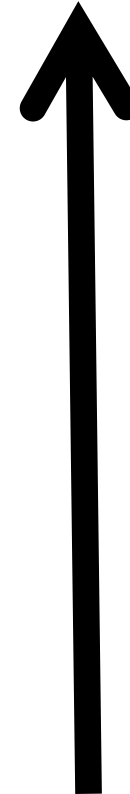
Organizational Grade

(average across 3 elements + primary KPI)



Organizational Simulation

Final Pitch	The journey is presented to the class
	The idea is presented to the world
	An “organization” is formed
2 nd Team Pitch	The idea is presented again
	The idea evolves some more
1 st Team Pitch	The idea is presented again
	The idea evolves
	A team is formed
Individuals Pitch an Idea	An idea is presented



To have a great idea, have a lot of them – Thomas Edison



Recitation 1



Teams compete
to form
2 organizations

Recitation 2

Teams compete
to form
2 organizations

Recitation 3

Teams compete
to form
2 organizations



6 organizations competing against each other

Sections to include

Case Study Section - Your *How*

- Organizational structure with roles
- Points structure – summary of distribution (anonymous)
- Policies, processes and procedures
- Outcome of point structure – distribution (anonymous)
- Communication channels (F2F, Virtual) & usage statistics
- Culture and practices – Your Why and How
- Leading styles/approaches
- Sources of conflicts – Resolved? How?
- Sources of stress – How was it managed?
- Internal & External Key Performance Indicators (KPIs)
- Exemplar of your “perfect fit” employee

Lessons Learned Section – Our *Why*

- Learning is the ultimate “why” of this class
- There are no failures, only lessons learned
- You need to reflect, as an organization, on as many concepts across the semester as possible and *relate* them to your organization.
 - How do they help you understand your own organizational behavior?
 - What were *tangible* examples of these concepts?
- What did you do well?
- What would you do differently next time? Why?

Utilization – Your *What*

- This is the “*So what?*” of your effort
- What did you DO? What did you BUILD?
- Did people use it? Will people use it?
- What is your proof – numbers?
- Why did you choose this method?

Presentation Pointers – 10 minutes *max*

- You have heard many pointers, they all apply
- You will have about 10 minutes (total) for presentation and Q&A
- The more input behind the presentation, the better
- The fewer people presenting, the better
- Slides should *support* your presenter
- The more data – objectivity – the better

You have been through a JOURNEY ... share it.

Don't strive to impress the
professor or the crowd ...
strive to impress yourselves.